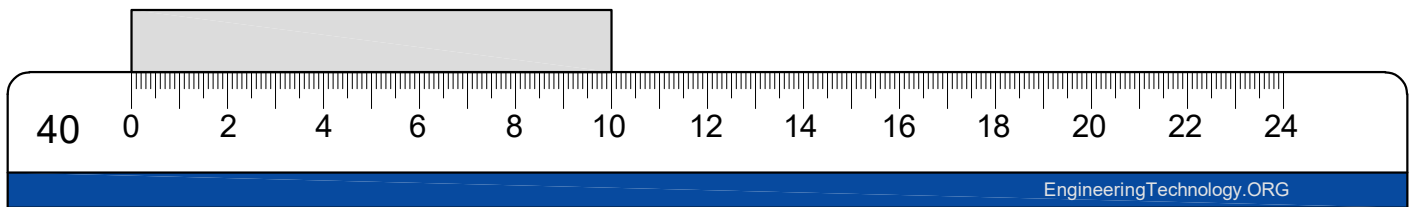


Engineer Scales
SHEET SC40-1

Name: _____

Determine the reading on each scale given the drawing scale.

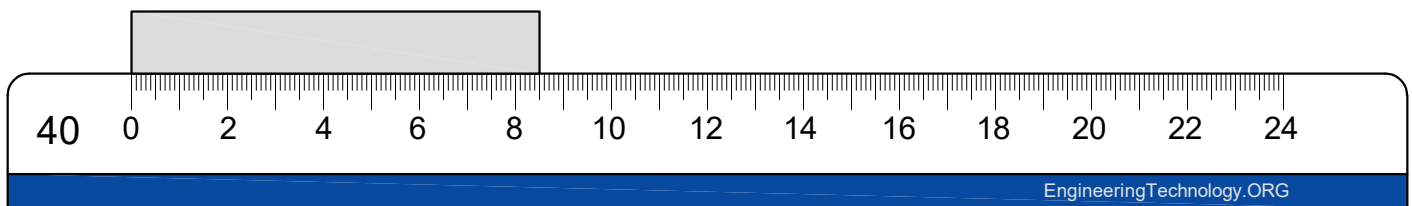


Drawing scale: 1:40 Reading: 100 in.

Drawing scale: 1:4 Reading: _____

Drawing scale: 1" = 4' Reading: _____

Drawing scale: 1" = 40' Reading: _____

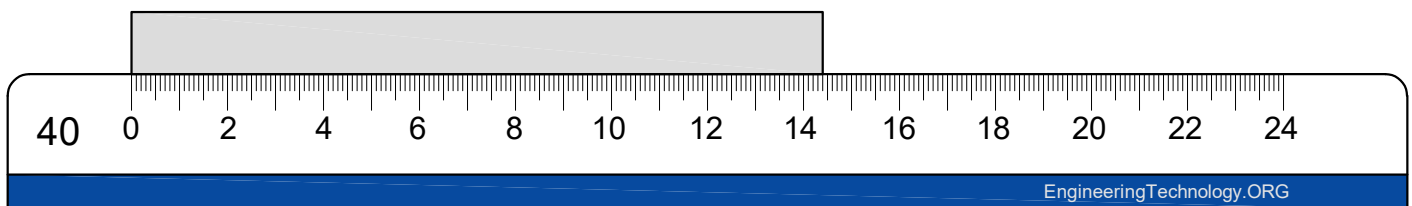


Drawing scale: 1:40 Reading: _____

Drawing scale: 1:4 Reading: _____

Drawing scale: 1" = 4' Reading: _____

Drawing scale: 1" = 40' Reading: _____



Drawing scale: 1:40 Reading: _____

Drawing scale: 1:4 Reading: _____

Drawing scale: 1" = 4' Reading: _____

Drawing scale: 1" = 40' Reading: _____